

## AGENDA

Independent Taxpayer Oversight Committee

August 19, 2021 – 4:00 pm

Join the meeting virtually at:

<https://us02web.zoom.us/j/86902489543>

Voting Members: Joan Borucki, Chair  
Robert Holderness

Ex-Officio Members: Joyce Renison (Sacramento County Auditor-Controller designee)  
Terri Kletzman (Board Chair designee)  
Sabrina Drago - STA Executive Director

Staff: Tim Jones, STA

---

1. Call to order.
2. Review and approve minutes from the July 15, 2021 meeting.
3. Review Q4 FY 2020-21 Capital Status reports
4. Measure A annual financial summary for the ongoing programs – FY 2021
  - a. Included FY20 summary for comparison
5. Executive Director summary of the August STA Board meeting and any current initiatives.
6. Comments from the public

## Agenda Item #2

# Meeting Minutes

**To:** ITOC Committee Members  
**From:** Tim Jones, ITOC Staff  
**Re:** July 15, 2021 ITOC Meeting Minutes

---

#### Attendees:

Joan Borucki – Chair, Robert Holderness – voting members

Joyce Renison, Terri Kletzman, and Sabrina Drago – ex-officio members

Meeting called to order at 4:07 pm and adjourned at 5:02 pm

#### Agenda Item #2

- Reviewed and approved May 20, 2021 meeting minutes.
  - Correct spelling – use “contact”, not “contract” in the last item.

#### Agenda Item #3

- Financial audit entrance conference
  - Ingrid Sheipline, Managing Partner, Richardson and Company, LLP joined the meeting to summarize the audit process, the timing of significant components of the audit, and STA and auditor responsibilities.
  - Interim work begins early August, year-end work starts in September after final entries to accounting system are made.
  - Draft statements ready for ITOC during its November meeting, final statements completed by December 1 in time for presentation to the Board and submission to GFOA by December 31 for the Certificate of Achievement Award.

#### Agenda Item #4

- Reviewed budget to actual reports for the period ending March 31, 2021.
  - Staff walked the committee through each report and responded to comments.
  - Conversated about the possibility that the Sacramento Abandoned Vehicle Service Authority (SAVSA) program will sunset in April 2022. Preliminary efforts are underway regarding a new funding measure to support the program or promoting a legislator to champion updates/revisions to the law to continue the program.

## **Agenda Item #5**

- The Executive Director, Sabrin Drago summarized significant actions of the STA Governing Board during its June meeting
  - Adopted the FY 2021-22 budget.
  - STA staff provided a status update on the SAVSA program.
    - Investigating the costs to prepare for a ballot measure.
    - Provided information about the possibility of Legislative action instead of a local ballot measure.
    - STA staff are determining the interest for continuing the program by attending council/supervisor meetings where the topic is discussed.

## **Agenda Item #8**

- Comments from the public
  - Wesley Fagundes from MMS strategies listened in on the meeting but had no comments.

# Measure A Capital Projects Quarterly Status Report



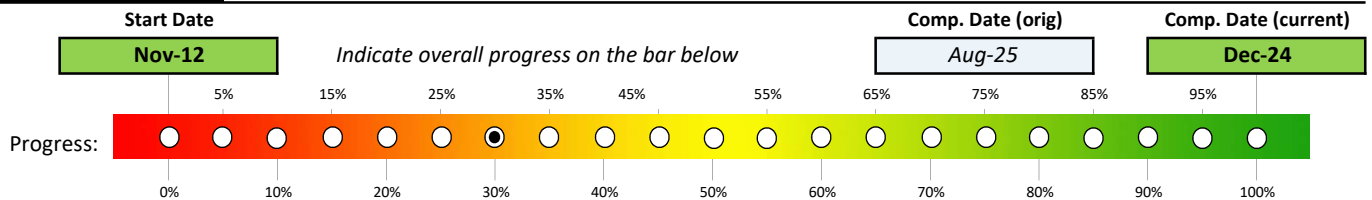
## PROJECT INFO

Quarter Ended:	<b>June 30, 2021</b>	Fiscal Year:	<b>2020-21</b>	Reporting Quarter:	<b>4</b>
Agency:	<b>California Department of Transportation</b>	Project Mgr:	<b>Jim K Rogers</b>		
		Contact Info:	<b>916-826-6052</b>		
Project Name:	<b>US Highway 50 Bus &amp; Carpool Lanes - phase 2</b>				
Sponsor Project ID Number:	<b>03-3F360/03-0H08U</b>	STA Project ID Number:	<b>A-47-CT</b>		
Original Est. Project Cost:	\$ <b>68,315,000.00</b>	Current Est. Project Cost:	\$ <b>147,480,000.00</b>		

## MEASURE A FUNDING

Previous Contract(s) Amount:	\$ <b>15,945,604.00</b>	Projected Spending	1Q:	\$ <b>875,000.00</b>
Previous Contract(s) Spending:	\$ <b>15,310,227.98</b>		2Q:	\$ <b>875,000.00</b>
Current Contract Amount:	\$ <b>12,500,000.00</b>		3Q:	\$ <b>875,000.00</b>
Current Contract Spending:	\$ <b>2,163,758.15</b>		4Q:	\$ <b>875,000.00</b>
Expended This Quarter:	\$ <b>558,234.32</b>			
Total Remaining:	\$ <b>10,413,383.55</b>	Funds leveraged using local match	\$ <b>442,000,000.00</b>	

## PROJECT STATUS



Current Status (as of last day of reporting quarter; check only one):

- |  |  |  |
|--|--|--|
| <input type="checkbox"/> Not Started               | <input type="checkbox"/> Right-of-Way Acquisition    | <input type="checkbox"/> Bidding and/or Contracting    |
| <input type="checkbox"/> Pending or On-Hold        | <input type="checkbox"/> Environmental Review        | <input checked="" type="checkbox"/> Under Construction |
| <input type="checkbox"/> Design and/or Engineering | <input type="checkbox"/> Planning/Financing/Approval | <input type="checkbox"/> Completed                     |

### Explanation of Activities this Quarter and Additional Notes

Caltrans District 3 successfully competed and received State funding from the SB1 Gas/Diesel Tax programs under the Solutions for Congested Corridor Program for construction of this HOV Lanes project. The project is utilizing Design-Build instead of traditional Caltrans delivery method of Design-Bid-Build. This will expedite delivery of the project to the travelling public. The HOV lanes project has been combined with the US 50 Rehabilitation project that has already been funded by State Highway Operation and Protection Program (SHOPP).

- Coordination continued with Union Pacific Rail Road and Sacramento Regional Transit.
- Coordination continued with City of Sacramento on adjacent projects, parking impacts and utility work.
- Flatiron West Inc. with their design partner WSP are developing plans for the project.
- Design work is nearing completion at a rapid pace.
- Unsheltered camps were moved from under the W-X Freeway and a Safe Camping area was provided at parking lot between 6th Street and 8th Street.
- Construction work on soundwalls, retaining walls, bridge widening and traffic staging are ongoing.

# Measure A Capital Projects Quarterly Status Report



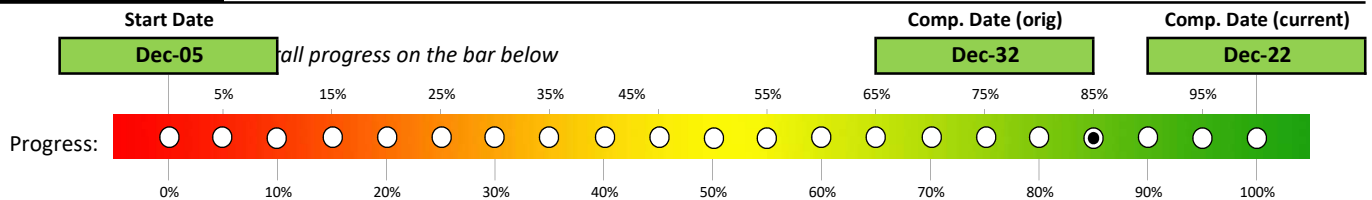
## PROJECT INFO

Quarter Ended:	<b>June 30, 2021</b>	Fiscal Year:	<b>2020-21</b>	Reporting Quarter:	<b>4</b>
Agency:	<b>California Department of Transportation</b>	Project Mgr:	<b>Jess Avila</b>		
		Contact Info:	<b>530-741-4533</b>		
Project Name:	<b>Interstate 5 Bus &amp; Carpool Lanes</b>				
Sponsor Project ID Number:	<b>03-3C000 and 03-3C001</b>	STA Project ID Number:	<b>A-45-CT</b>		
Original Est. Project Cost:	\$ <b>188,479,000.00</b>	Current Est. Project Cost:	\$ <b>125,530,000.00</b>		

## MEASURE A FUNDING

Previous Contract(s) Amount:	\$ <b>3,185,454.00</b>	Projected Spending	1Q:	\$ <b>2,000,000.00</b>
Previous Contract(s) Spending:	\$ <b>3,185,454.00</b>		2Q:	\$ <b>2,000,000.00</b>
Current Contract Amount:	\$ <b>30,000,000.00</b>		3Q:	\$ <b>1,500,000.00</b>
Current Contract Spending:	\$ <b>16,074,922.59</b>		4Q:	\$ <b>500,000.00</b>
Expended This Quarter:	\$ <b>2,499,813.26</b>			
Total Remaining:	\$ <b>11,425,264.15</b>	Funds leveraged using local match	\$ <b>332,000,000.00</b>	

## PROJECT STATUS



Current Status (as of last day of reporting quarter; check only one):

- |  |  |  |
|--|--|--|
| <input type="checkbox"/> Not Started               | <input type="checkbox"/> Right-of-Way Acquisition    | <input type="checkbox"/> Bidding and/or Contracting    |
| <input type="checkbox"/> Pending or On-Hold        | <input type="checkbox"/> Environmental Review        | <input checked="" type="checkbox"/> Under Construction |
| <input type="checkbox"/> Design and/or Engineering | <input type="checkbox"/> Planning/Financing/Approval | <input type="checkbox"/> Completed                     |

Explanation of Activities this Quarter and Additional Notes

Completed concrete barrier work on Beach Lake Bridge and Route 5/160 Separations (Freeport Blvd.). Casilada Pedestrian Overcrossing is 95% complete.

Completed concrete barrier upgrade between Route 5/160 Separation and I5/US 50 Interchange. Continue drainage work in the median at various locations. Continue outside widening of roadway between Pocket Road and Broadway. Continue retaining wall construction at overcrossing locations between Pocket Road and Broadway. Started final paving between Broadway and Pocket Rd.

# Measure A Capital Projects Quarterly Status Report



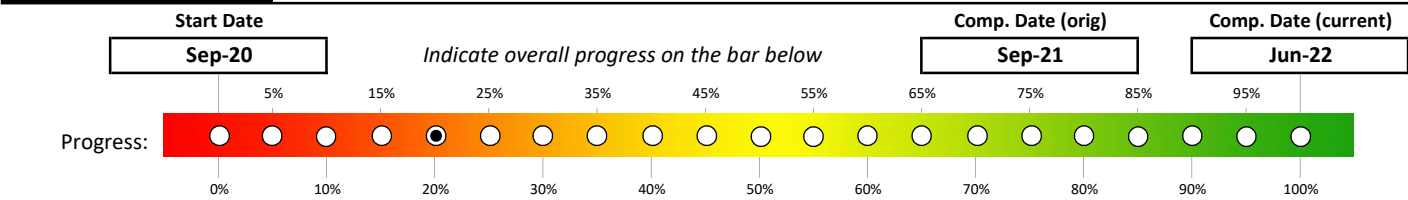
## PROJECT INFO

Quarter Ended:	<b>June 30, 2021</b>	Fiscal Year:	<b>2020-21</b>	Reporting Quarter:	<b>4</b>
Agency:	<b>Citrus Heights</b>	Project Mgr:	<b>Regina Cave</b>		
		Contact Info:	<a href="mailto:rcave@citrusheights.net">rcave@citrusheights.net</a>		
Project Name:	<b>Geenback Lane/Sunrise Blvd. to Fair Oaks Blvd.</b>				
Sponsor Project ID Number:	<b>45-20-002</b>	STA Project ID Number:	<b>A-18-CH</b>		
Original Est. Project Cost:	\$ <b>1,500,000.00</b>	Current Est. Project Cost:	\$ <b>2,200,000.00</b>		

## MEASURE A FUNDING

Previous Contract(s) Amount:	\$	-	Projected Spending	1Q:	\$	-	
Previous Contract(s) Spending:	\$	-		2Q:	\$	-	
Current Contract Amount:	\$	<b>600,000.00</b>		3Q:	\$	-	
Current Contract Spending:	\$	-		4Q:	\$	-	
Expended This Quarter:	\$	-					
Total Remaining:	\$	<b>600,000.00</b>				Funds leveraged using local match	\$ <b>1,600,000.00</b>

## PROJECT STATUS



Current Status (as of last day of reporting quarter; check only one):

- |   |  |   |
|---|--|---|
| <input type="checkbox"/> Not Started                          | <input type="checkbox"/> Right-of-Way Acquisition    | <input type="checkbox"/> Bidding and/or Contracting |
| <input type="checkbox"/> Pending or On-Hold                   | <input type="checkbox"/> Environmental Review        | <input type="checkbox"/> Under Construction         |
| <input checked="" type="checkbox"/> Design and/or Engineering | <input type="checkbox"/> Planning/Financing/Approval | <input type="checkbox"/> Completed                  |

### Explanation of Activities this Quarter and Additional Notes

PS&E is at 90% and currently under review. Advertising for CON tentatively scheduled for November 2021, with construction planned for early 2022. Current expenditure for PS&E are local, non-measure A funds.

# Measure A Capital Projects Quarterly Status Report



## PROJECT INFO

Quarter Ended: **June 30, 2021**

Fiscal Year: **2020-21**

Reporting Quarter: **4**

Agency: **Capital SouthEast Connector**

Project Mgr: **Matt Lampa**

Contact Info: [LampaM@SacCounty.net](mailto:LampaM@SacCounty.net)

Project Name: **Capital SouthEast Connector**

Sponsor Project ID Number: **N/A**

STA Project ID Number: **A-16-JP**

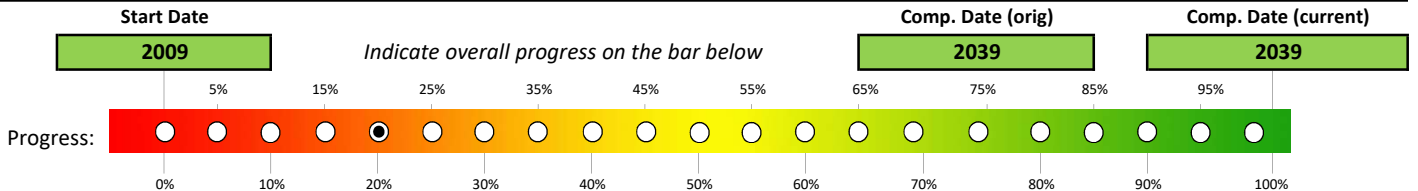
Original Est. Project Cost: \$ **1,006,014,000**

Current Est. Project Cost: \$ **588,190,000**

## MEASURE A FUNDING

Previous Contract(s) Amount:	\$	<b>12,788,762.00</b>	Projected Spending	1Q:	\$	<b>1,555,545</b>
Previous Contract(s) Spending:	\$	<b>12,788,762.00</b>		2Q:	\$	<b>912,500</b>
Current Contract Amount:	\$	<b>25,640,000.00</b>	Projected Spending	3Q:	\$	<b>912,500</b>
Current Contract Spending:	\$	<b>20,263,819.89</b>		4Q:	\$	<b>912,500</b>
Expended This Quarter:		<b>843,898.14</b>	Funds leveraged using local match			
Total Remaining:		<b>4,532,281.97</b>		\$	<b>150,300,000.00</b>	

## PROJECT STATUS



Current Status (as of last day of reporting quarter; check only one):

- Not Started
- Right-of-Way Acquisition
- Bidding and/or Contracting
- Pending or On-Hold
- Environmental Review
- Under Construction
- Design and/or Engineering
- Planning/Financing/Approval
- Completed

Explanation of Activities this Quarter and Additional Notes

### Explanation of activities:

- **Segment A:** A2 Project construction is ongoing.
- **Segment B:** B2 Project construction is ongoing.
- **Segment C:** Continued coordination w/ the City of Elk Grove on conceptual intersection designs and traffic study work for various intersections along the alignment.
- **Segment D2:** Coordination with SACOG on programming and MTIP amendment.
- **Segment D3:** D3a Project construction is ongoing. D3b rail crossing planning is ongoing. Preparation of grant funding application. Preparation of final design construction documents for the Scott Rd realignment.

# Measure A Capital Projects Quarterly Status Report



## PROJECT INFO

Quarter Ended: **June 30, 2021** Fiscal Year: **2020-21** Reporting Quarter: **4**

Agency: **Capital SouthEast Connector** Project Mgr: **Derek Minnema**  
 Contact Info: [minnemad@saccounty.net](mailto:minnemad@saccounty.net)

Project Name: **Capital SouthEast Connector**

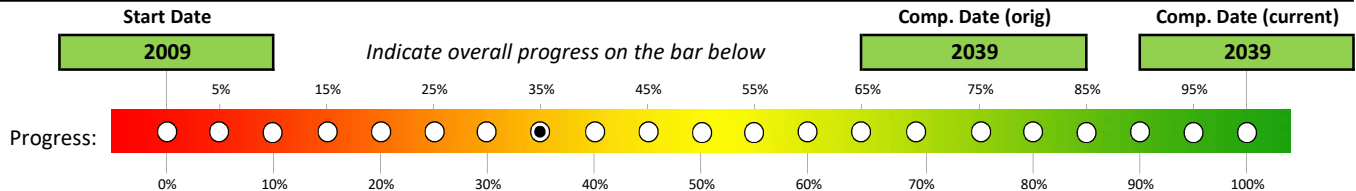
Sponsor Project ID Number: **N/A** STA Project ID Number: **A-16-JP**

Original Est. Project Cost: \$ **1,006,014,000** Current Est. Project Cost: \$ **588,190,000**

## MEASURE A FUNDING

Previous Contract(s) Amount:	\$ -	Projected	1Q:	\$ 1,000,025
Previous Contract(s) Spending:	\$ -		2Q:	\$ 1,000,025
Current Contract Amount:	\$ 5,000,000.00	Spending	3Q:	\$ 1,000,025
Current Contract Spending:	\$ 4,909,227.00		4Q:	\$ 1,000,025
Expended This Quarter:	90,773.00	Funds leveraged using local match		
Total Remaining:	-	\$ -		

## PROJECT STATUS



Current Status (as of last day of reporting quarter; check only one):

- Not Started
- Right-of-Way Acquisition
- Bidding and/or Contracting
- Pending or On-Hold
- Environmental Review
- Under Construction
- Design and/or Engineering
- Planning/Financing/Approval
- Completed

Explanation of Activities this Quarter and Additional Notes

### Explanation of activities:

Project environmental mitigation purchased through the South Sacramento Habitat Conservation Plan.

The Consumnes Open Space Allocation and Expenditure Contract for Environmental Mitigation was fully expended as of June 30, 2021.

The projected spending identified in 1Q - 4Q is based on the newly awarded Smart Growth Incentive Allocation and Expenditure Contract for Environmental Mitigation.



# Measure A Capital Projects Quarterly Status Report



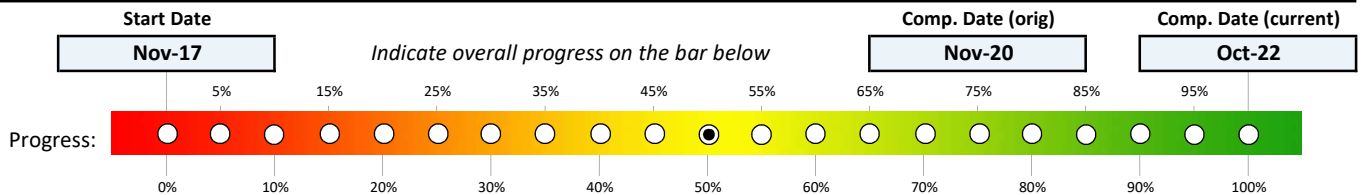
## PROJECT INFO

Quarter Ended:	<b>June 30, 2021</b>	Fiscal Year:	<b>2020-21</b>	Reporting Quarter:	<b>4</b>
Agency:	<b>County of Sacramento</b>	a	<b>Spencer Ord, Senior Civil Engineer</b>		
		Contact Info:	<b>(916) 874-2816</b>		
Project Name:	<b>Folsom Blvd. Watt Ave. to Bradshaw Road</b>				
Sponsor Project ID Number:	<b>RFODGE</b>	STA Project ID Number:	<b>A-13-SC</b>		
Original Est. Project Cost:	\$ <b>40,698,159.00</b>	Current Est. Project Cost:	\$ <b>40,698,159.00</b>		

## MEASURE A FUNDING

Previous Contract(s) Amount:	\$ -	Projected Spending	1Q:	\$ <b>250,000.00</b>
Previous Contract(s) Spending:	\$ -		2Q:	\$ <b>321,115.00</b>
Current Contract Amount:	\$ <b>1,303,000.00</b>		3Q:	\$ -
Current Contract Spending:	\$ <b>656,884.74</b>		4Q:	\$ -
Expended This Quarter:	\$ <b>353,024.74</b>			
Total Remaining:	\$ <b>293,090.52</b>	Funds leveraged using local match	\$ <b>555,462.81</b>	

## PROJECT STATUS



Current Status (as of last day of reporting quarter; check only one):

- |   |  |   |
|---|--|---|
| <input type="checkbox"/> Not Started                          | <input type="checkbox"/> Right-of-Way Acquisition    | <input type="checkbox"/> Bidding and/or Contracting |
| <input type="checkbox"/> Pending or On-Hold                   | <input type="checkbox"/> Environmental Review        | <input type="checkbox"/> Under Construction         |
| <input checked="" type="checkbox"/> Design and/or Engineering | <input type="checkbox"/> Planning/Financing/Approval | <input type="checkbox"/> Completed                  |

### Explanation of Activities this Quarter and Additional Notes

The California Environmental Quality Act (CEQA) approval for the Mayhew Road to Bradshaw Road segment on Folsom Boulevard was issued in January 2019. The project is currently in the right-of-way and final design phases of work for a Phase 1 complete streets improvement project. All right of way acquisition are from Sacramento Regional Transit (SacRT). The Board of Supervisors approved the easement agreements which were recently approved and executed by RT. The right of way certification was in April with allocation received in June 2021. The project is scheduled to be bid in fall 2021 with construction scheduled to begin in early 2022. An additional contract will be needed to fully fund the construction work.

# Measure A Capital Projects Quarterly Status Report



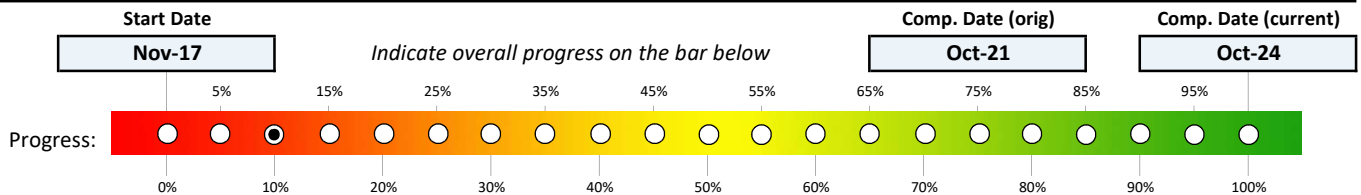
## PROJECT INFO

Quarter Ended:	<b>June 30, 2021</b>	Fiscal Year:	<b>2020-21</b>	Reporting Quarter:	<b>4</b>
Agency:	<b>County of Sacramento</b>	a	<b>Tim Stevens, Senior Civil Engineer</b>		
		Contact Info:	<b>(916) 874-6291</b>		
Project Name:	<b>Greenback Lane Phase I - Fair Oaks Blvd. to Main Street</b>				
Sponsor Project ID Number:	<b>STOXEB</b>	STA Project ID Number:	<b>A-17-SC</b>		
Original Est. Project Cost:	\$ <b>41,716,000.00</b>	Current Est. Project Cost:	\$ <b>41,716,000.00</b>		

## MEASURE A FUNDING

Previous Contract(s) Amount:	\$	<b>116,829.91</b>	Projected Spending	1Q:	\$	<b>100,000.00</b>
Previous Contract(s) Spending:	\$	<b>116,829.91</b>		2Q:	\$	<b>100,000.00</b>
Current Contract Amount:	\$	<b>2,900,000.00</b>		3Q:	\$	<b>250,000.00</b>
Current Contract Spending:	\$	<b>252,022.09</b>		4Q:	\$	<b>250,000.00</b>
Expended This Quarter:	\$	<b>5,044.86</b>				
Total Remaining:	\$	<b>2,642,933.05</b>				
			Funds leveraged using local match	\$		<b>-</b>

## PROJECT STATUS



Current Status (as of last day of reporting quarter; check only one):

- |  |  |   |
|--|--|---|
| <input type="checkbox"/> Not Started               | <input type="checkbox"/> Right-of-Way Acquisition        | <input type="checkbox"/> Bidding and/or Contracting |
| <input type="checkbox"/> Pending or On-Hold        | <input checked="" type="checkbox"/> Environmental Review | <input type="checkbox"/> Under Construction         |
| <input type="checkbox"/> Design and/or Engineering | <input type="checkbox"/> Planning/Financing/Approval     | <input type="checkbox"/> Completed                  |

### Explanation of Activities this Quarter and Additional Notes

The project limits are Greenback Lane from Chestnut Ave to the Folsom City/Sacramento County Boundary. The project includes sidewalk infill, ADA improvements (curb ramps and bus stops), Class II bike lanes and streetscape design and environmental review are underway.

Public outreach and community input on the proposed alignment will be solicited through public meetings. The project was presented to the Sacramento County Bicycle Advisory Committee (SacBAC) in March 2021 and obtained CEQA in January 2021.

Funding was applied for and a grant received for Phase 1 of this project, installing improvements between Chestnut and Walnut. Design is underway and right-of-way acquisition to begin after preliminary design is complete.

# Measure A Capital Projects Quarterly Status Report



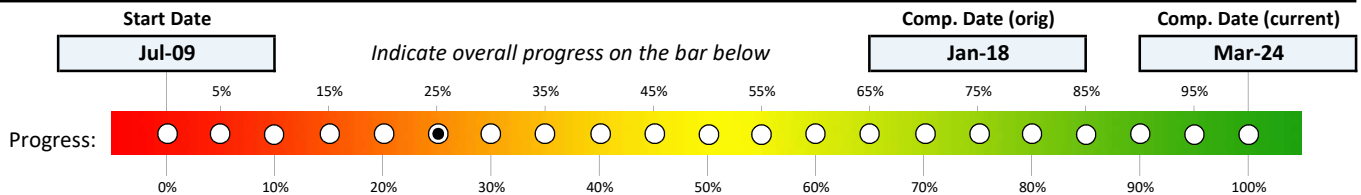
## PROJECT INFO

Quarter Ended:	<b>June 30, 2021</b>	Fiscal Year:	<b>2020-21</b>	Reporting Quarter:	<b>4</b>
Agency:	<b>County of Sacramento</b>	a	<b>Tim Stevens, Senior Civil Engineer</b>		
		Contact Info:	<b>(916) 874-6291</b>		
Project Name:	<b>Hazel Avenue Improvements – US Highway 50 to Folsom Blvd</b>				
Sponsor Project ID Number:	<b>STRL41</b>	STA Project ID Number:	<b>A-23-SC</b>		
Original Est. Project Cost:	\$ <b>61,268,182.00</b>	Current Est. Project Cost:	\$ <b>82,735,257.00</b>		

## MEASURE A FUNDING

Previous Contract(s) Amount:	\$ <b>1,679,031.22</b>	Projected Spending	1Q:	\$ <b>250,000.00</b>
Previous Contract(s) Spending:	\$ <b>1,679,031.22</b>		2Q:	\$ <b>500,000.00</b>
Current Contract Amount:	\$ <b>10,750,000.00</b>		3Q:	\$ <b>1,000,000.00</b>
Current Contract Spending:	\$ <b>253,172.30</b>		4Q:	\$ <b>1,000,000.00</b>
Expended This Quarter:	\$ <b>-</b>			
Total Remaining:	\$ <b>10,496,827.70</b>	Funds leveraged using local match	\$ <b>-</b>	

## PROJECT STATUS



Current Status (as of last day of reporting quarter; check only one):

- |   |  |   |
|---|--|---|
| <input type="checkbox"/> Not Started                          | <input type="checkbox"/> Right-of-Way Acquisition    | <input type="checkbox"/> Bidding and/or Contracting |
| <input type="checkbox"/> Pending or On-Hold                   | <input type="checkbox"/> Environmental Review        | <input type="checkbox"/> Under Construction         |
| <input checked="" type="checkbox"/> Design and/or Engineering | <input type="checkbox"/> Planning/Financing/Approval | <input type="checkbox"/> Completed                  |

### Explanation of Activities this Quarter and Additional Notes

Caltrans approved the Finding of No Significant Impact (FONSI) on 7/2/2020.

The project was on the County Board agenda for certification of the FEIR/EA and the Board found the FEIR/EA adequate and complete on 9/22/2020.

The Notice of Determination was filed on 10/5/2020 and CEQA/NEPA completed in 2021.

The Project Report has been completed and approved by Caltrans.

A Request For Qualifications (RFQ) for engineering services was released and one proposal was received. Attempts were made, including re-advertisement, to seek out more candidates, but ultimately only the one bidder proposed and proceeding with a sole-source contract that was approved by Caltrans. Negotiations are underway, and next steps will be to begin Rights-of-way acquisitions once a consultant is under contract.

# Measure A Capital Projects Quarterly Status Report



## PROJECT INFO

Quarter Ended: **June 30, 2021** Fiscal Year: **2020-21** Reporting Quarter: **4**

Agency: **County of Sacramento** a **Tim Stevens, Senior Civil Engineer**  
Contact Info: **(916) 874-6291**

Project Name: **Hazel Avenue Improvements, Phase 1 – US Highway 50 to Madison Avenue**

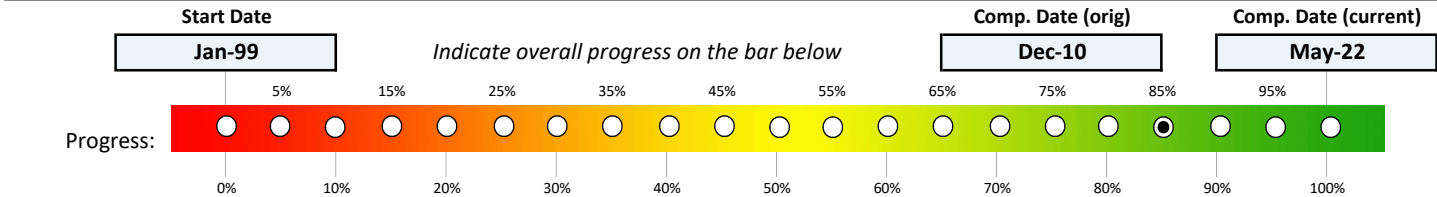
Sponsor Project ID Number: **ST0XCC;ST0XCJ;DV2L43;STRL43** STA Project ID Number: **A-21-SC**

Original Est. Project Cost: \$ **79,292,680.00** Current Est. Project Cost: \$ **110,000,000.00**

## MEASURE A FUNDING

Previous Contract(s) Amount:	\$	<b>33,999,043.75</b>	Projected Spending	1Q:	\$	<b>158,829.74</b>	
Previous Contract(s) Spending:	\$	<b>33,999,043.75</b>		2Q:	\$	-	
Current Contract Amount:	\$	<b>6,900,000.00</b>		3Q:	\$	-	
Current Contract Spending:	\$	<b>4,223,248.70</b>		4Q:	\$	-	
Expended This Quarter:	\$	<b>2,517,953.82</b>	Funds leveraged using local match				\$ <b>12,903,777.41</b>
Total Remaining:	\$	<b>158,797.48</b>					

## PROJECT STATUS



- Current Status (as of last day of reporting quarter; check only one):
- Not Started
  - Pending or On-Hold
  - Design and/or Engineering
  - Right-of-Way Acquisition
  - Environmental Review
  - Planning/Financing/Approval
  - Bidding and/or Contracting
  - Under Construction
  - Completed

Explanation of Activities this Quarter and Additional Notes

Hazel Avenue Widening Phase 1, US 50 to Curragh Downs Drive: Construction completed in Spring 2011.  
(Current Status : Completed)

Hazel Avenue Widening Phase 2, Curragh Downs Drive to Sunset Avenue: Construction Completed in July 2018.  
(Current Status: Completed)

Hazel Avenue Widening Phase 3, Sunset Avenue to Madison Avenue: Right of way acquisition is complete for the Phase 3 project. The project opened bids on August 20, 2020, and the contract was awarded to Teichert. Construction began on November 16, 2020 and joint trench construction for utility relocation and sound wall installation has been completed. Utility undergrounding is underway and scheduled to be complete by November 2021, followed by roadway improvements.

# Measure A Capital Projects Quarterly Status Report



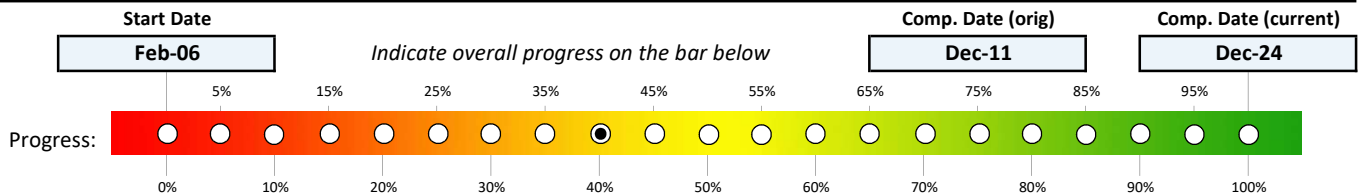
## PROJECT INFO

Quarter Ended:	<b>June 30, 2021</b>	Fiscal Year:	<b>2020-21</b>	Reporting Quarter:	<b>4</b>
Agency:	<b>County of Sacramento</b>	a	<b>Jenny Singh, Senior Civil Engineer</b>		
		Contact Info:	<b>(916)874-6291</b>		
Project Name:	<b>Madison Avenue Improvements, Phase 1 – Sunrise Blvd to Hazel Avenue</b>				
Sponsor Project ID Number:	<b>STOXAG</b>	STA Project ID Number:	<b>A-24-SC</b>		
Original Est. Project Cost:	\$ <b>19,929,143.00</b>	Current Est. Project Cost:	\$ <b>28,872,280.00</b>		

## MEASURE A FUNDING

Previous Contract(s) Amount:	\$ <b>1,280,274.94</b>	Projected Spending	1Q:	\$ <b>250,000.00</b>
Previous Contract(s) Spending:	\$ <b>1,280,274.94</b>		2Q:	\$ <b>250,000.00</b>
Current Contract Amount:	\$ <b>3,000,000.00</b>		3Q:	\$ <b>250,000.00</b>
Current Contract Spending:	\$ <b>699,356.43</b>		4Q:	\$ <b>250,000.00</b>
Expended This Quarter:	\$ <b>62,928.87</b>			
Total Remaining:	\$ <b>2,237,714.70</b>	Funds leveraged using local match	\$ <b>342,845.99</b>	

## PROJECT STATUS



Current Status (as of last day of reporting quarter; check only one):

- |   |  |   |
|---|--|---|
| <input type="checkbox"/> Not Started                          | <input type="checkbox"/> Right-of-Way Acquisition    | <input type="checkbox"/> Bidding and/or Contracting |
| <input type="checkbox"/> Pending or On-Hold                   | <input type="checkbox"/> Environmental Review        | <input type="checkbox"/> Under Construction         |
| <input checked="" type="checkbox"/> Design and/or Engineering | <input type="checkbox"/> Planning/Financing/Approval | <input type="checkbox"/> Completed                  |

### Explanation of Activities this Quarter and Additional Notes

The project is currently in the environmental review stage for the hybrid alternative. The hybrid alternative consists of widening Madison Avenue to five or six lanes with some portions of Madison Avenue remaining at four lanes. This alternative is the preferred alternative due to less right-of-way and tree impacts than associated with the six lane project. The traffic study for the hybrid has been completed.

A public outreach and community input process will be conducted as the environmental review state continues. This public outreach process is expected to move forward in fall 2021. We are currently in preliminary design stage of work.

# Measure A Capital Projects Quarterly Status Report



## PROJECT INFO

Quarter Ended: **June 30, 2021** Fiscal Year: **2020-21** Reporting Quarter: **4**

Agency: **County of Sacramento** a **Heather Yee, Senior Civil Engineer**  
Contact Info: **(916) 874-9182**

Project Name: **South Watt Ave/Elk Grove-Florin Rd Improvements, Florin Rd to State Route 16**

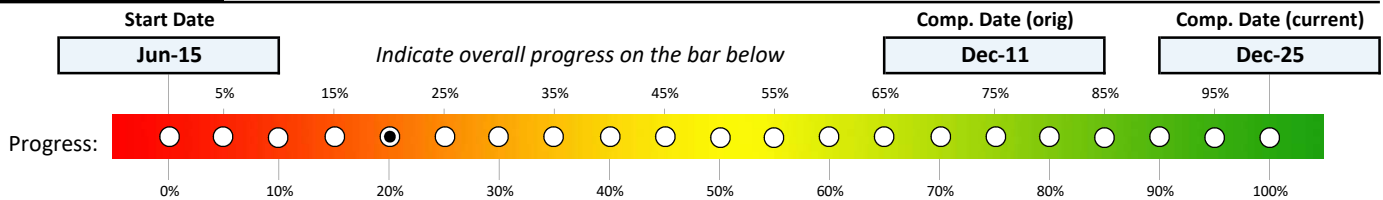
Sponsor Project ID Number: **ST0XDG** STA Project ID Number: **A-27-SC**

Original Est. Project Cost: \$ **10,873,412.00** Current Est. Project Cost: \$ **30,182,360.00**

## MEASURE A FUNDING

Previous Contract(s) Amount:	\$	<b>3,159,720.99</b>	Projected Spending	1Q:	\$	<b>100,000.00</b>
Previous Contract(s) Spending:	\$	<b>3,159,720.99</b>		2Q:	\$	<b>250,000.00</b>
Current Contract Amount:	\$	<b>7,030,000.00</b>		3Q:	\$	<b>250,000.00</b>
Current Contract Spending:	\$	<b>230,512.11</b>		4Q:	\$	<b>250,000.00</b>
Expended This Quarter:	\$	<b>-</b>				
Total Remaining:	\$	<b>6,799,487.89</b>				
				Funds leveraged using local match	\$	<b>-</b>

## PROJECT STATUS



Current Status (as of last day of reporting quarter; check only one):

- Not Started
- Pending or On-Hold
- Design and/or Engineering
- Right-of-Way Acquisition
- Environmental Review
- Planning/Financing/Approval
- Bidding and/or Contracting
- Under Construction
- Completed

### Explanation of Activities this Quarter and Additional Notes

The project is currently in the preliminary engineering phase of work. Grant awards in 2020 allowed the extension of the project limits south (from Fruitridge to Florin), tripling its length and cost. An engineering consultant has been under contract since December 2019. Environmental studies for CEQA are complete. The GAD for the ultimate 6-lane configuration is 95% complete. Refinement of the project design is on-going including coordination with the City of Sacramento, the Central Valley Flood Protection Board, and Union Pacific Railroad Company. Hydromodification and alternatives on the project are being coordinated.

This project has significant grant funding for the design phase and matching bond funds so the Measure A expenses are minimal at this time, despite substantial work progress. Measure A funds a substantial share of the rights-of-way and construction costs.

# Measure A Capital Projects Quarterly Status Report



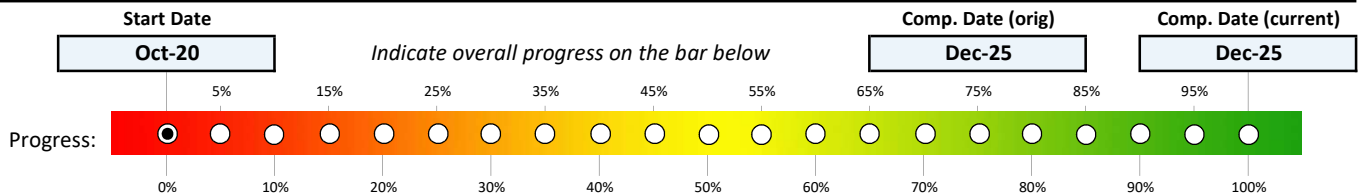
## PROJECT INFO

Quarter Ended:	<b>June 30, 2021</b>	Fiscal Year:	<b>2020-21</b>	Reporting Quarter:	<b>4</b>
Agency:	<b>County of Sacramento</b>	a	<b>Melissa Wright, Principal Civil Engineer</b>		
		Contact Info:	<b>(916) 874-6291</b>		
Project Name:	<b>Sunrise Blvd. Jackson Road to Grant Line Road</b>				
Sponsor Project ID Number:	<b>Not Assigned</b>	STA Project ID Number:	<b>A-31-SC</b>		
Original Est. Project Cost:	\$ <b>79,763,000.00</b>	Current Est. Project Cost:	\$ <b>79,763,000.00</b>		

## MEASURE A FUNDING

Previous Contract(s) Amount:	\$ -	Projected Spending	1Q:	\$ 50,000.00
Previous Contract(s) Spending:	\$ -		2Q:	\$ 75,000.00
Current Contract Amount:	\$ 2,400,000.00		3Q:	\$ 75,000.00
Current Contract Spending:	\$ -		4Q:	\$ 100,000.00
Expended This Quarter:	\$ -			
Total Remaining:	\$ 2,400,000.00	Funds leveraged using local match	\$ -	

## PROJECT STATUS



Current Status (as of last day of reporting quarter; check only one):

- |   |  |   |
|---|--|---|
| <input type="checkbox"/> Not Started                          | <input type="checkbox"/> Right-of-Way Acquisition    | <input type="checkbox"/> Bidding and/or Contracting |
| <input type="checkbox"/> Pending or On-Hold                   | <input type="checkbox"/> Environmental Review        | <input type="checkbox"/> Under Construction         |
| <input checked="" type="checkbox"/> Design and/or Engineering | <input type="checkbox"/> Planning/Financing/Approval | <input type="checkbox"/> Completed                  |

### Explanation of Activities this Quarter and Additional Notes

The Phase 1 Project includes widening of Sunrise Boulevard between Jackson Hwy and Kiefer Road in the City of Rancho Cordova and includes intersection improvements at Jackson Road at Sunrise Boulevard by the County. The tentative completion date shown in the "Project Status" section of this report is for the Phase 1 Project. The Project is needed by, and requires coordination with the City of Rancho Cordova. The City and County met in February and April 2021 to discuss the City leading the design work at the intersection with their roadway segment and using the County's Measure A funding; Rancho Cordova is developing a reimbursement agreement for this purpose. The City of Rancho Cordova's consultant has begun preliminary design efforts.

# Measure A Capital Projects Quarterly Status Report



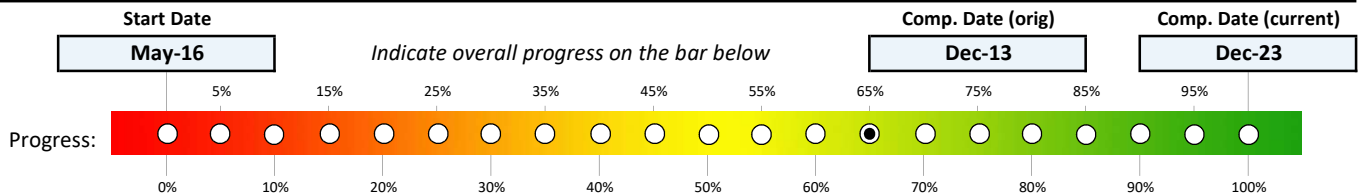
## PROJECT INFO

Quarter Ended:	<b>June 30, 2021</b>	Fiscal Year:	<b>2020-21</b>	Reporting Quarter:	<b>4</b>
Agency:	<b>County of Sacramento</b>	a	<b>Heather Yee, Senior Civil Engineer</b>		
		Contact Info:	<b>(916) 874-6291</b>		
Project Name:	<b>Watt Avenue Improvements – Antelope Road to Business Interstate 80</b>				
Sponsor Project ID Number:	<b>STOXdN</b>	STA Project ID Number:	<b>A-37-SC</b>		
Original Est. Project Cost:	\$ <b>40,825,817.00</b>	Current Est. Project Cost:	\$ <b>40,825,817.00</b>		

## MEASURE A FUNDING

Previous Contract(s) Amount:	\$ <b>263,377.50</b>	Projected Spending	1Q:	\$ <b>100,000.00</b>
Previous Contract(s) Spending:	\$ <b>263,377.50</b>		2Q:	\$ <b>250,000.00</b>
Current Contract Amount:	\$ <b>3,345,000.00</b>		3Q:	\$ <b>250,000.00</b>
Current Contract Spending:	\$ <b>484,618.26</b>		4Q:	\$ <b>250,000.00</b>
Expended This Quarter:	\$ <b>190,801.02</b>			
Total Remaining:	\$ <b>2,669,580.72</b>	Funds leveraged using local match	\$ <b>808,145.06</b>	

## PROJECT STATUS



Current Status (as of last day of reporting quarter; check only one):

- |  |  |   |
|--|--|---|
| <input type="checkbox"/> Not Started               | <input checked="" type="checkbox"/> Right-of-Way Acquisition | <input type="checkbox"/> Bidding and/or Contracting |
| <input type="checkbox"/> Pending or On-Hold        | <input type="checkbox"/> Environmental Review                | <input type="checkbox"/> Under Construction         |
| <input type="checkbox"/> Design and/or Engineering | <input type="checkbox"/> Planning/Financing/Approval         | <input type="checkbox"/> Completed                  |

### Explanation of Activities this Quarter and Additional Notes

Project improvements on this corridor are for a segment of Watt Avenue from Interstate 80 to Roseville Road. (Additional funding was secured in November 2020 extending the limits north from Wynona Way to Roseville Road and lengthening the schedule). The preliminary design for this project will evaluate and coordinate a preferred alternative for a complete streets concept that will include sidewalk infill, Americans With Disabilities Act (ADA) improvements (curb ramps and bus stops), Class II bike lanes, and streetscape enhancements.

The California Environmental Quality Act (CEQA) clearance for the entire project area was completed in March 2020. National Environmental Policy Act (NEPA) clearance for the entire project was completed in July 2020. Project remains in right-of-way phase and the design team is refining aspects of roadway design.



# Measure A Capital Projects Quarterly Status Report



## PROJECT INFO

Quarter Ended: **June 30, 2021** Fiscal Year: **2020-21** Reporting Quarter: **4**

Agency: **City of Rancho Cordova** Project Mgr: **Edgar Medina**  
Contact Info: [emedina@cityofranhocordova.org](mailto:emedina@cityofranhocordova.org)

Project Name: **Folsom Blvd Improvements – Bradshaw Road to Sunrise Blvd**

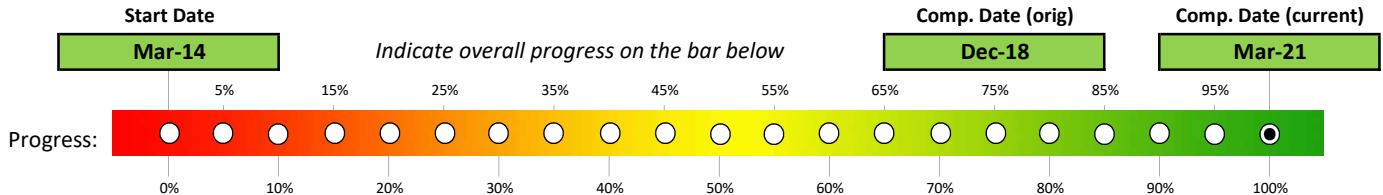
Sponsor Project ID Number: **P14-2129/CP14-2139/CP16-217** STA Project ID Number: **A-14-RC**

Original Est. Project Cost: \$ **10,155,200.00** Current Est. Project Cost: \$ **13,129,135.00**

## MEASURE A FUNDING

Previous Contract(s) Amount:	\$	<b>5,304,219.29</b>	Projected Spending	1Q:	\$	-		
Previous Contract(s) Spending:	\$	<b>5,304,219.29</b>		2Q:	\$	-		
Current Contract Amount:	\$	<b>4,539,232.20</b>		3Q:	\$	-		
Current Contract Spending:	\$	<b>4,841,048.78</b>		4Q:	\$	-		
Expended This Quarter:	\$	<b>(301,816.58)</b>						
Total Remaining:	\$	<b>(0.00)</b>				Funds leveraged using local match	\$	<b>10,777,920.00</b>

## PROJECT STATUS



Current Status (as of last day of reporting quarter; check only one):

- Not Started
- Right-of-Way Acquisition
- Bidding and/or Contracting
- Pending or On-Hold
- Environmental Review
- Under Construction
- Design and/or Engineering
- Planning/Financing/Approval
- Completed

Explanation of Activities this Quarter and Additional Notes

The work performed during this quarter was the Monument Sign. The project is complete.

# Measure A Capital Projects Quarterly Status Report



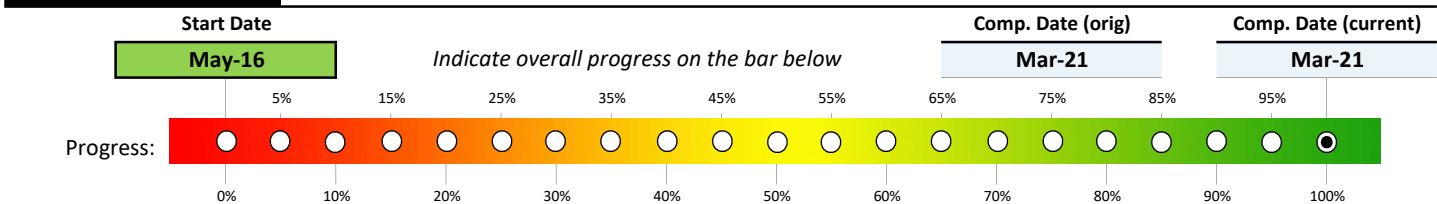
## PROJECT INFO

Quarter Ended:	<b>June 30, 2021</b>	Fiscal Year:	<b>2020-21</b>	Reporting Quarter:	<b>4</b>
Agency:	<b>City of Rancho Cordova</b>	Project Mgr:	<b>Edgar Medina</b>		
		Contact Info:	<a href="mailto:emedina@cityofranhocordova.org">emedina@cityofranhocordova.org</a>		
Project Name:	<b>Sunrise Blvd – Gold Country Road to Jackson Road</b>				
Sponsor Project ID Number:	<b>CP15-2145/CP18-2187</b>	STA Project ID Number:	<b>A-32-RC</b>		
Original Est. Project Cost:	\$ <b>4,035,000.00</b>	Current Est. Project Cost:	\$ <b>8,160,300.00</b>		

## MEASURE A FUNDING

Total Measure A Funding:	\$ <b>10,948,037.80</b>	Projected Spending	1Q:	\$ -
Current Contract Amount:	\$ <b>2,600,863.40</b>		2Q:	\$ -
Total Previously Expended:	\$ <b>8,537,533.19</b>		3Q:	\$ -
Expended This Quarter:	\$ <b>2,410,504.61</b>		4Q:	\$ -
Total Remaining:	\$ -			
			Funds leveraged using local match	\$ <b>6,886,000.00</b>

## PROJECT STATUS



Current Status (as of last day of reporting quarter; check only one):

- |  |  |   |
|--|--|---|
| <input type="checkbox"/> Not Started               | <input type="checkbox"/> Right-of-Way Acquisition    | <input type="checkbox"/> Bidding and/or Contracting |
| <input type="checkbox"/> Pending or On-Hold        | <input type="checkbox"/> Environmental Review        | <input type="checkbox"/> Under Construction         |
| <input type="checkbox"/> Design and/or Engineering | <input type="checkbox"/> Planning/Financing/Approval | <input checked="" type="checkbox"/> Completed       |

Explanation of Activities this Quarter and Additional Notes

Project activities during this quarter were punchlist items such as concrete replacement. Project is complete.

# Measure A Capital Projects Quarterly Status Report



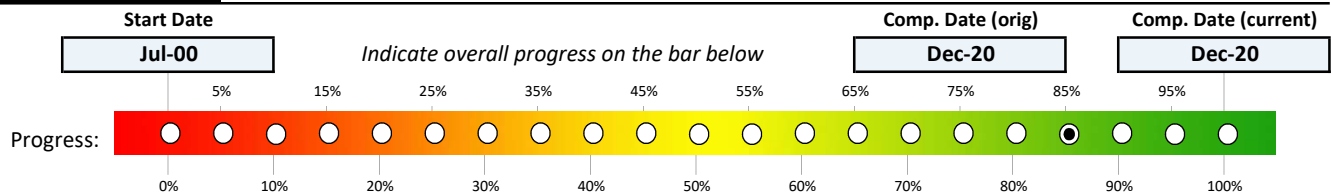
## PROJECT INFO

Quarter Ended:	<b>June 30, 2021</b>	Fiscal Year:	<b>2020-21</b>	Reporting Quarter:	<b>4</b>
Agency:	<b>City of Sacramento</b>	Project Mgr:	<b>Greg Taylor, Supervising Architect</b>		
		Contact Info:	<b>916-808-5268</b>		
Project Name:	<b>Downtown Intermodal Facility</b>				
Sponsor Project ID Number:	<b>T15029000</b>	STA Project ID Number:	<b>A-38-CS</b>		
Original Est. Project Cost:	\$ <b>200,000,000.00</b>	Current Est. Project Cost:	\$ <b>200,000,000.00</b>		

## MEASURE A FUNDING

Previous Contract(s) Amount:	\$ <b>70,272,500.00</b>	Projected Spending	1Q:	\$ <b>75,000.00</b>
Previous Contract(s) Spending:	\$ <b>70,272,500.00</b>		2Q:	\$ <b>75,000.00</b>
Current Contract Amount:	\$ <b>19,823,000.00</b>		3Q:	\$ <b>75,000.00</b>
Current Contract Spending:	\$ <b>13,193,411.81</b>		4Q:	\$ <b>75,000.00</b>
Expended This Quarter:	\$ <b>89,614.72</b>			
Total Remaining:	\$ <b>6,539,973.47</b>	Funds leveraged using local match	\$	<b>101,988,786.00</b>

## PROJECT STATUS



Current Status (as of last day of reporting quarter; check only one):

- |  |   |  |
|--|---|--|
| <input type="checkbox"/> Not Started               | <input type="checkbox"/> Right-of-Way Acquisition               | <input checked="" type="checkbox"/> Bidding and/or Contracting |
| <input type="checkbox"/> Pending or On-Hold        | <input checked="" type="checkbox"/> Environmental Review        | <input type="checkbox"/> Under Construction                    |
| <input type="checkbox"/> Design and/or Engineering | <input checked="" type="checkbox"/> Planning/Financing/Approval | <input type="checkbox"/> Completed                             |

### Explanation of Activities this Quarter and Additional Notes

Phase 3 – Site Master Planning completed and accept by City Council in early April 2021. Consultants have since worked to finalize the public draft document. Spending for city staff administrative and management costs.

Phase 2 - Final completion of certifications is complete. Project Closeout is pending.

Minor Capital Improvements - A small capital project for access control to Amtrak restrooms and requirements imposed County Health Dept. Construction neared completion, with final punchlist remaining.

Northbound I-5 Ramp Relocation Study (CIP T15029061) was established for the Interstate 1-5 Northbound Ramp/ 3<sup>rd</sup> Street Access study. This project was funded with 2020 TIRCP for a Project Study Report for relocating the I-5 Northbound Ramp for improved bus and transit access and lower VMT at SVS. TIRCP funds in the amount of \$500,000 with \$200,000 STA match. Project staff have commenced work on the RFP and consultant selection process will be complete in early EV??

# Measure A Capital Projects Quarterly Status Report



## PROJECT INFO

Quarter Ended: **June 30, 2021** Fiscal Year: **2020-21** Reporting Quarter: **4**

Agency: **City of Sacramento** Project Mgr: **William Shunk, Senior Engineer**

Contact Info: **916-808-2986**

Project Name: **Interstate 5/Richards Blvd Interchange Upgrade**

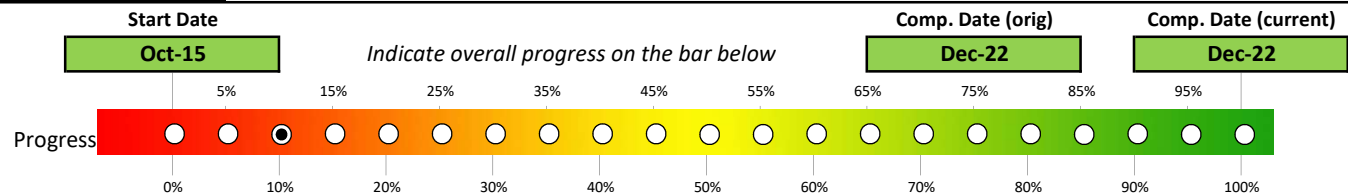
Sponsor Project ID Number: **T15165100** STA Project ID Number: **A-52-CS**

Original Est. Project Cost: \$ **90,000,000.00** Current Est. Project Cost: \$ **90,000,000.00**

## MEASURE A FUNDING

Previous Contract(s) Amount:	\$ -	Projected Spending	1Q:	\$ 50,000.00
Previous Contract(s) Spending:	\$ -		2Q:	\$ 50,000.00
Current Contract Amount:	\$ 3,115,861.73		3Q:	\$ 50,000.00
Current Contract Spending:	\$ 391,873.30		4Q:	\$ 50,000.00
Expended This Quarter:	\$ -	Funds leveraged using local match		
Total Remaining:	\$ 2,723,988.43	\$ 3,098,000.00		

## PROJECT STATUS



Current Status (as of last day of reporting quarter; check only one):

- Not Started
- Pending or On-Hold
- Design and/or Engineering
- Right-of-Way Acquisition
- Environmental Review
- Planning/Financing/Approval
- Bidding and/or Contracting
- Under Construction
- Completed

### Explanation of Activities this Quarter and Additional Notes

The project team has selected two alternatives to carry through the environmental process: Alternative 1 which will convert the existing tight-diamond interchange configuration into a diverging diamond configuration, and Alternative 3 which will convert the interchange to a diverging diamond and add braided ramps to the east side of Interstate 5. The project team has drafted a purpose and need statement and is working on the technical studies for the environmental document.

**SACRAMENTO TRANSPORTATION AUTHORITY  
MEASURE A ON-GOING PROGRAMS  
July 1, 2020 through June 30, 2021**

Program Category	July 1 2020	Allocations					Total Rev	Expenditures					Other Rev/Exp	June 30, 2021
		1st Qtr FY 2021	2nd Qtr FY 2021	3rd Qtr FY 2021	4th Qtr FY 2021	1st Qtr FY 2021		2nd Qtr FY 2021	3rd Qtr FY 2021	4th Qtr FY 2021	Total Exp			
Citrus Heights	Traffic Safety & Control	506,565	58,482	57,557	57,531	60,300	233,871	(75,459)	6,971	2,752	68,476	2,740	(49,367)	688,328
	Safety and Streetscaping	804,420	84,037	82,544	82,501	87,116	336,199	46,288	40,661	70,277	11,163	168,390	41,893	1,014,121
	Street & Road Maint	1,489,426	584,825	575,569	575,312	603,002	2,338,707	413,239	424,369	461,310	260,162	1,559,079	22,816	2,291,870
	<b>Total</b>	<b>2,800,411</b>	<b>727,344</b>	<b>715,670</b>	<b>715,345</b>	<b>750,418</b>	<b>2,908,777</b>	<b>384,068</b>	<b>472,002</b>	<b>534,338</b>	<b>339,802</b>	<b>1,730,210</b>	-	<b>3,994,319</b>
Elk Grove	Traffic Safety & Control	342,497	121,174	119,707	119,653	125,412	485,946	106,058	170,312	120,612	199,068	596,050	649,478	881,871
	Safety and Streetscaping	1,949,194	174,119	171,676	171,587	181,185	698,567	39,314	113,665	48,588	153,426	354,993	(135,764)	2,157,003
	Street & Road Maint	4,930,938	1,211,736	1,197,069	1,196,534	1,254,123	4,859,462	662,794	1,279,871	1,430,816	698,263	4,071,744	1,379,923	7,098,579
	<b>Total</b>	<b>7,222,629</b>	<b>1,507,029</b>	<b>1,488,451</b>	<b>1,487,774</b>	<b>1,560,720</b>	<b>6,043,974</b>	<b>808,166</b>	<b>1,563,848</b>	<b>1,600,016</b>	<b>1,050,757</b>	<b>5,022,787</b>	-	<b>10,137,453</b>
Folsom	Traffic Safety & Control	1,901	59,035	58,775	58,748	61,576	238,134	2,673	24,645	227	27,640	55,185	-	184,850
	Safety and Streetscaping	267,169	84,827	84,291	84,247	88,960	342,325	-	24,222	47,691	14,918	86,831	-	522,663
	Street & Road Maint	(280,261)	590,353	587,747	587,484	615,760	2,381,344	5,600	439,138	235,805	325,282	1,005,825	-	1,095,258
	<b>Total</b>	<b>(11,191)</b>	<b>734,215</b>	<b>730,813</b>	<b>730,479</b>	<b>766,296</b>	<b>2,961,803</b>	<b>8,273</b>	<b>488,005</b>	<b>283,723</b>	<b>367,840</b>	<b>1,147,841</b>	-	<b>1,802,771</b>
Rancho Cordova	Traffic Safety & Control	624,814	56,281	55,392	55,367	58,032	225,072	13,143	49,570	61,107	36,424	160,244	-	689,642
	Safety and Streetscaping	1,062,007	80,873	79,440	79,399	83,840	323,552	15,355	25,426	22,185	21,418	84,384	-	1,301,175
	Street & Road Maint	6,213,735	562,809	553,921	553,674	580,322	2,250,726	(817,860)	471,981	365,657	1,399,345	1,419,123	-	7,045,338
	<b>Total</b>	<b>7,900,556</b>	<b>699,963</b>	<b>688,753</b>	<b>688,440</b>	<b>722,194</b>	<b>2,799,350</b>	<b>(789,362)</b>	<b>546,977</b>	<b>448,949</b>	<b>1,457,187</b>	<b>1,663,751</b>	-	<b>9,036,155</b>
Sacramento	Traffic Safety & Control	3,299,782	346,000	342,277	342,124	358,591	1,388,992	187,781	229,004	192,074	197,534	806,393	(132,540)	3,749,840
	Safety and Streetscaping	6,356,803	497,176	490,871	490,616	518,060	1,996,724	298,004	364,370	245,525	216,762	1,124,661	(262,749)	6,966,117
	Street & Road Maint	1,310,591	3,459,995	3,422,772	3,421,244	3,585,907	13,889,918	3,325,832	2,692,375	3,810,108	661,080	10,489,395	64,559	4,775,673
	<b>Total</b>	<b>10,967,175</b>	<b>4,303,171</b>	<b>4,255,920</b>	<b>4,253,984</b>	<b>4,462,558</b>	<b>17,275,634</b>	<b>3,811,617</b>	<b>3,285,749</b>	<b>4,247,707</b>	<b>1,075,376</b>	<b>12,420,449</b>	-	<b>15,491,630</b>
County	Traffic Safety & Control	430,608	447,254	441,407	441,210	462,445	1,792,315	-	1,029,450	517,390	130,871	1,677,711	-	545,212
	Safety and Streetscaping	1,504,713	642,678	633,036	632,707	668,100	2,576,521	-	283,931	656,342	1,237,257	2,177,530	-	1,903,704
	Street & Road Maint	-	4,472,544	4,414,066	4,412,095	4,624,448	17,923,153	4,472,544	4,414,066	4,412,095	4,624,448	17,923,153	-	-
	<b>Total</b>	<b>1,935,321</b>	<b>5,562,476</b>	<b>5,488,508</b>	<b>5,486,012</b>	<b>5,754,993</b>	<b>22,291,989</b>	<b>4,472,544</b>	<b>5,727,447</b>	<b>5,585,827</b>	<b>5,992,576</b>	<b>21,778,394</b>	-	<b>2,448,917</b>
Isleton	Total Rev / Exp	(0)	14,763	14,587	14,580	15,277	59,207	2,124	1,521	4,013	285	7,944	-	51,263
Galt	Total Rev / Exp	5,012,147	369,081	364,664	364,502	381,924	1,480,171	23	6,849	10,329	33,641	50,842	(628,893)	5,812,583
SMAQMD	Total Rev / Exp	(4)	544,113	537,557	537,317	563,178	2,182,166	543,974	537,602	536,966	563,576	2,182,117	-	44
Paratransit (CTSA)	Total Rev / Exp	-	1,269,413	483,801	483,585	506,860	2,743,659	1,269,413	483,801	483,585	506,860	2,743,659	-	-
SRTD (CTSA)	Total Rev / Exp	-	362,926	1,128,870	1,128,366	1,182,674	3,802,836	362,926	1,128,870	1,128,366	1,182,674	3,802,836	-	-
SRTD	Total Rev / Exp	-	12,514,602	12,363,815	12,358,295	12,953,097	50,189,809	12,514,602	12,363,815	12,358,295	12,953,097	50,189,809	-	-
Sac Parks	Total Rev / Exp	228,096	250,000	250,000	250,000	250,000	1,000,000	87,699	103,430	73,195	516,923	781,247	-	446,849
Neigh Shuttle	Total Rev / Exp	7,147,224	250,000	250,000	250,000	250,000	1,000,000	66,666	3,496,722	1,462,290	1,318,835	6,344,513	93,591	1,896,302
CTSA	Total Rev / Exp	10,695,167	-	-	-	-	-	-	-	-	-	-	184,018	10,879,185
<b>Total Activity</b>	<b>53,897,531</b>	<b>29,109,097</b>	<b>28,761,410</b>	<b>28,748,679</b>	<b>30,120,189</b>	<b>116,739,375</b>	<b>23,542,733</b>	<b>30,206,639</b>	<b>28,757,598</b>	<b>27,359,428</b>	<b>109,866,398</b>	<b>1,226,965</b>	<b>61,997,471</b>	

**SACRAMENTO TRANSPORTATION AUTHORITY  
MEASURE A ON-GOING PROGRAMS  
July 1, 2019 through June 30, 2020**

Program Category	July 1 2019	Allocations					Expenditures					Other Rev/Exp	June 30, 2020	
		1st Qtr FY 2020	2nd Qtr FY 2020	3rd Qtr FY 2020	4th Qtr FY 2020	Total Rev	1st Qtr FY 2020	2nd Qtr FY 2020	3rd Qtr FY 2020	4th Qtr FY 2020	Total Exp			
Citrus Heights	Traffic Safety & Control	550,434	51,922	53,769	56,033	41,789	203,514	20,834	154,208	25,497	46,843	247,382		506,565
	Safety and Streetscaping	728,890	73,071	76,156	79,929	56,190	285,346	27,723	76,879	56,108	49,107	209,817		804,420
	Street & Road Maint	1,112,736	519,221	537,692	560,330	417,893	2,035,136	739,872	334,796	372,659	319,765	1,767,092	108,646	1,489,426
	<b>Total</b>	<b>2,392,059</b>	<b>644,214</b>	<b>667,617</b>	<b>696,292</b>	<b>515,872</b>	<b>2,523,995</b>	<b>788,429</b>	<b>565,883</b>	<b>454,264</b>	<b>415,714</b>	<b>2,224,290</b>	-	<b>2,800,411</b>
Elk Grove	Traffic Safety & Control	386,301	107,404	111,213	115,895	86,434	420,946	58,962	212,774	54,812	138,202	464,750		342,497
	Safety and Streetscaping	1,776,860	151,152	157,516	165,320	116,219	590,207	266,362	282,056	(233,152)	102,607	417,873		1,949,194
	Street & Road Maint	4,878,568	1,074,041	1,112,128	1,158,951	864,344	4,209,464	1,720,487	681,627	433,045	1,321,936	4,157,095		4,930,938
	<b>Total</b>	<b>7,041,729</b>	<b>1,332,598</b>	<b>1,380,857</b>	<b>1,440,166</b>	<b>1,066,997</b>	<b>5,220,618</b>	<b>2,045,811</b>	<b>1,176,457</b>	<b>254,705</b>	<b>1,562,745</b>	<b>5,039,718</b>	-	<b>7,222,629</b>
Folsom	Traffic Safety & Control	(41,548)	52,116	53,986	56,259	41,958	204,319	33,736	42,890	58,939	25,305	160,870		1,901
	Safety and Streetscaping	81,105	73,343	76,463	80,252	56,416	286,474	573	3,524	89,000	7,313	100,410		267,169
	Street & Road Maint	(1,404,271)	521,156	539,861	562,590	419,579	2,043,186	-	391,297	69,633	458,246	919,176		(280,261)
	<b>Total</b>	<b>(1,364,714)</b>	<b>646,615</b>	<b>670,310</b>	<b>699,101</b>	<b>517,953</b>	<b>2,533,979</b>	<b>34,309</b>	<b>437,711</b>	<b>217,572</b>	<b>490,864</b>	<b>1,180,456</b>	-	<b>(11,191)</b>
Rancho Cordova	Traffic Safety & Control	688,635	49,980	51,744	53,923	40,216	195,863	27,069	65,385	107,946	59,284	259,684		624,814
	Safety and Streetscaping	959,491	70,337	73,288	76,919	54,074	274,618	54,331	23,321	102,984	(8,534)	172,102		1,062,007
	Street & Road Maint	5,691,668	499,795	517,442	539,227	402,155	1,958,619	103,668	426,294	324,401	582,189	1,436,552		6,213,735
	<b>Total</b>	<b>7,339,794</b>	<b>620,112</b>	<b>642,474</b>	<b>670,069</b>	<b>496,445</b>	<b>2,429,100</b>	<b>185,068</b>	<b>515,000</b>	<b>535,331</b>	<b>632,939</b>	<b>1,868,338</b>	-	<b>7,900,556</b>
Sacramento	Traffic Safety & Control	3,327,879	305,871	317,356	330,717	246,649	1,200,593	346,678	623,668	417,010	122,068	1,509,424	280,734	3,299,782
	Safety and Streetscaping	4,604,772	430,458	449,488	471,757	331,642	1,683,345	273,259	463,572	133,571	(65,891)	804,511	873,197	6,356,803
	Street & Road Maint	2,976,304	3,058,712	3,173,561	3,307,172	2,466,486	12,005,931	2,296,349	6,174,715	3,156,338	2,465,665	14,093,067	421,423	1,310,591
	<b>Total</b>	<b>10,908,954</b>	<b>3,795,041</b>	<b>3,940,405</b>	<b>4,109,646</b>	<b>3,044,777</b>	<b>14,889,869</b>	<b>2,916,286</b>	<b>7,261,955</b>	<b>3,706,919</b>	<b>2,521,842</b>	<b>16,407,002</b>	-	<b>10,967,175</b>
County	Traffic Safety & Control	1,127,855	396,671	410,677	427,967	319,177	1,554,492	(3,765)	303,610	409,184	1,542,710	2,251,739		430,608
	Safety and Streetscaping	1,156,069	558,244	581,663	610,480	429,164	2,179,550	(189,316)	729,507	398,064	892,651	1,830,906		1,504,713
	Street & Road Maint	-	3,966,712	4,106,766	4,279,667	3,191,771	15,544,916	3,966,712	4,106,766	4,279,667	3,191,771	15,544,916		-
	<b>Total</b>	<b>2,283,924</b>	<b>4,921,627</b>	<b>5,099,106</b>	<b>5,318,113</b>	<b>3,940,112</b>	<b>19,278,957</b>	<b>3,773,630</b>	<b>5,139,884</b>	<b>5,086,914</b>	<b>5,627,132</b>	<b>19,627,560</b>	-	<b>1,935,321</b>
Isleton	Total Rev / Exp	4,869	13,089	13,558	14,124	10,559	51,330	15,648	6,790	1,996	31,766	56,200		(0)
Galt	Total Rev / Exp	3,981,112	327,224	338,940	353,104	263,987	1,283,255	2,228	5,367	32	300,048	307,674	55,454	5,012,147
SMAQMD	Total Rev / Exp	-	481,982	499,373	520,397	388,111	1,889,863	429,504	551,888	520,358	388,117	1,889,867		(4)
Paratransit	Total Rev / Exp	-	1,445,946	1,498,118	1,561,191	1,164,334	5,669,589	1,445,946	1,498,118	1,561,191	1,164,334	5,669,589		-
Sac Parks	Total Rev / Exp	305,215	250,000	250,000	250,000	250,000	1,000,000	178,748	265,353	405,424	227,594	1,077,119		228,096
SRTD	Total Rev / Exp	-	11,085,582	11,485,568	11,969,127	8,926,563	43,466,841	11,085,582	11,485,568	11,969,127	8,926,563	43,466,841		-
Neigh Shuttle	Total Rev / Exp	8,841,511	250,000	250,000	250,000	250,000	1,000,000	166,666	509,719	1,254,160	1,262,493	3,193,038	299,731	6,948,204
CTSA	Total Rev / Exp	10,516,247	-	-	-	-	-	-	-	-	-	-	178,920	10,695,167
<b>Total Activity</b>	<b>52,250,701</b>	<b>25,814,029</b>	<b>26,736,326</b>	<b>27,851,330</b>	<b>20,835,711</b>	<b>101,237,396</b>	<b>23,067,855</b>	<b>29,419,693</b>	<b>25,967,993</b>	<b>23,552,151</b>	<b>102,007,691</b>	<b>2,218,105</b>	<b>53,698,511</b>	